



Reggio Emilia
città
delle persone

| Servizio Politiche per la Mobilità

School mobility management INITIATIVES

***an insight to the activities realised in
Reggio Emilia***

Dr. Sara Cavazzoni

Arch. Laura Degl'Incerti Tocci



THE CIVITAS INITIATIVE
IS CO-FINANCED BY THE
EUROPEAN UNION

INITIATIVES

- 1. BiciBus & PediBus**
- 2. Laboratories for Primary and 1st level Secondary schools**
- 3. First Steps _ Mobility experience for day nurseries and Nursery schools**
- 4. Didactic outings with sustainable means of transport**
- 5. Games & Competitions**
- 6. Communication, awareness & information Campaigns
Didactic material**
- 7. Shared use of public spaces**



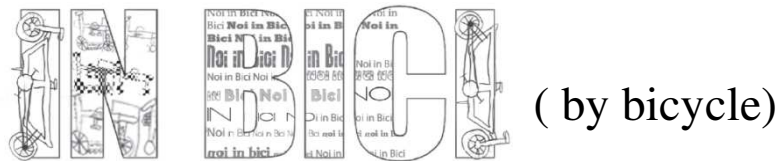
BICIBUS and PEDIBUS [BikeBus and WalkingBus]



BICIBUS and PEDIBUS

WHAT IT IS.

The *BiciBus* is a **group** of students that goes to and comes back from school



accompanied by volunteers
(parents, grandparents, teachers...)

along **pre-established routes**
which are safe, marked with signs
on the ground which are easily
visible to children and motorists.



The *PediBus*
works in the same
way, but the group
moves

ON FOOT.

BICIBUS and PEDIBUS

HOW IT WORKS.

- Like a real bus
(pre-established route, end-of-line and intermediate stops,
time table, ...)
- Safety kit

WHO IT IS FOR: Primary school students (6-11 years)

HOW TO SET IT UP.

- Identification of a reference teacher (SMM)
- Active involvement of families

SOME FIGURES. The project annually involves
in its daily activity children, teachers and parents on average
from 10 primary schools in the city



BICIBUS and PEDIBUS

POINTS OF STRENGTH

1. SAFETY



BICIBUS and PEDIBUS

POINTS OF STRENGTH



2. SOCIALISATION & PARTICIPATION



Reggio Emilia
città
delle persone

| Servizio Politiche per la Mobilità

LABORATORIES FOR PRIMARY AND 1ST LEVEL SECONDARY SCHOOLS



THE CIVITAS INITIATIVE
IS CO-FINANCED BY THE
EUROPEAN UNION

LABORATORIES

PRIMARY & SECONDARY SCHOOLS

WHO THEY ARE FOR.

Students and teachers of primary and
1st level secondary schools (6-14 years)

HOW THEY ARE STRUCTURED.

Laboratories for PRIMARY SCHOOLS (6-11 years)

Laboratories on Cycling – organised with the collaboration of the *Tuttinbici-Fiab* Association (1st and 2nd classes) The first rides (3rd and 4th classes) Identity card of the bicycle. (4th and 5th classes) Maintenance and History of the bicycle.

Laboratories on Mobility - organised autonomously by the teachers using the “*Tutta mia la città - Manuale per insegnanti*” (3rd class) Mobility and the territory (4th class) Mobility and health (5th class) Mobility and autonomy

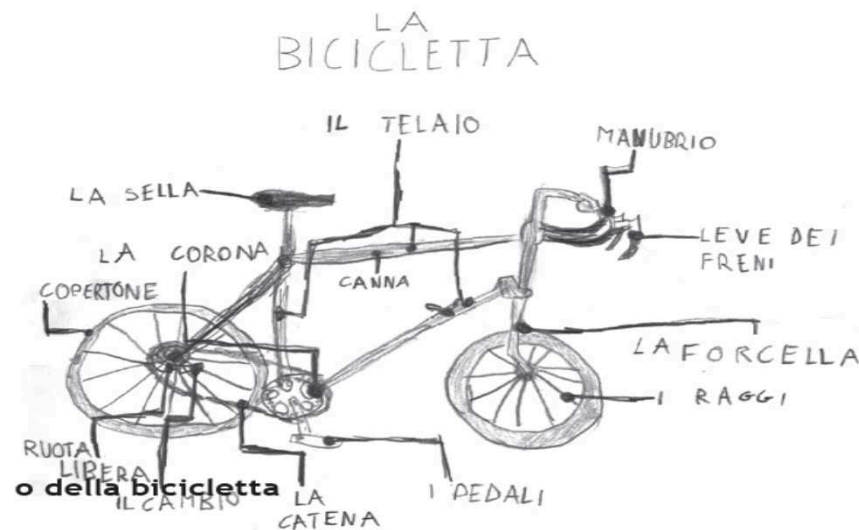
Laboratories for 1st LEVEL SECONDARY SCHOOLS (11-14 years) – organised in collaboration with the *Tuttinbici – Fiab* Association (*1st – 2nd – 3rd classes*) *The bicycle is better.* (*1st – 2nd – 3rd classes*) *Bicycle maintenance.*



LABORATORIES

PRIMARY & SECONDARY SCHOOLS

SOME FIGURES. operating since 2004, annually involving an average of 1200 students (60 classes) from primary and secondary schools.



POINTS OF STRENGTH. All the laboratories are **free** and with no time obligations; they can be “**personalised**” and are designed with a view to acquiring more abilities as the age of the student increases. A didactic outing using sustainable means of transport is always offered to put the abilities learnt **into practice**.



Reggio Emilia
città
delle persone

| Servizio Politiche per la Mobilità

FIRST STEPS _ MOBILITY EXPERIENCE FOR DAY NURSERIES AND NURSERY SCHOOLS



THE CIVITAS INITIATIVE
IS CO-FINANCED BY THE
EUROPEAN UNION

FIRST STEPS _ NURSERY SCHOOLS

WHO IT IS FOR.

Children in Day Nurseries and Nursery Schools (2-6 years), families and teachers.



HOW IT IS ORGANISED. The Mobility Department has provided municipal Day Nurseries and Nursery Schools in Reggio Emilia with a number of bicycles without pedals (Balance bikes). These bicycles teach the child to learn how to balance in an independent way; the children learn this ability on their own. The result is that children arrive at Primary School already knowing how to ride a bicycle.

FIRST STEPS _ NURSERY SCHOOLS



POINTS OF STRENGTH.

- It's a **low-cost** initiative
- The initiative triggered in the schools a **focus on the theme** that in certain cases has led to continuing the project autonomously, while in other Schools that didn't take part in the project led to replicating the idea.
- It's often the **first approach** on the theme
- The attention towards the bicycle **has aroused interest in other mobility activities and initiatives.**



Reggio Emilia
città
delle persone | Servizio Politiche per la Mobilità

DIDACTIC OUTINGS WITH SUSTAINABLE MEANS OF TRANSPORT




THE CIVITAS INITIATIVE
IS CO-FINANCED BY THE
EUROPEAN UNION

DIDACTIC OUTINGS

WHAT IT IS. Organisation and advices on how to realise outings with sustainable modes of transport

HOW THEY ARE ORGANISED. Trips with the collaboration of the Tuttinbici-Fiab Association to test themselves with sustainable means of transport and to discover the territory.

WHO IT IS FOR: students and teachers at Nursery School, Primary School and 1st and 2nd level Secondary Schools (5-19 years).



DIDACTIC OUTINGS

SOME FIGURES.

The didactic outings with sustainable means of transport annually involve an average of 340 students (15-20 classes).

POINTS OF STRENGTH.

Low cost; easy to organise; can be organised throughout the school year; classes are accompanied by **experts**





Reggio Emilia
città
delle persone | Servizio Politiche per la Mobilità

GAMES AND COMPETITIONS




THE CIVITAS INITIATIVE
IS CO-FINANCED BY THE
EUROPEAN UNION

GAMES AND COMPETITIONS

WHAT IT IS. series of different projects and campaigns experimented over the years and with a play/competition component in common.

1. LET'S COLLECT GREEN MILES


(years 2003 – 2009, 4 editions); primary schools (6-11 years) and 1st level secondary schools (11-14 years)



Bollini mobilità sostenibile



Bollini buone pratiche sostenibili

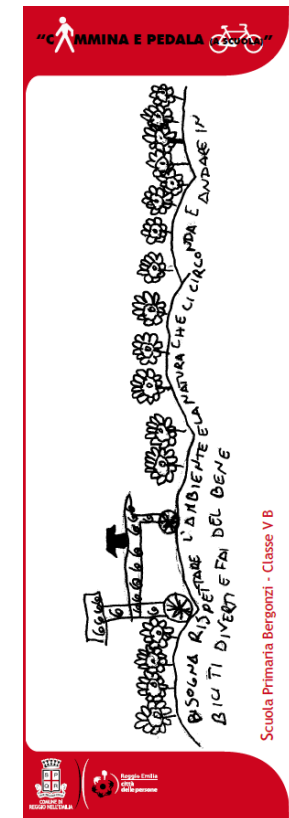


| | | | | | |
|-----------------------------------|-----------------------------------|--|--|--|---|
| <p>Giorno 13</p> <p>Giorno 14</p> | <p>Giorno 15</p> <p>Giorno 16</p> | <p>Cari bambini,</p> <p>Andare in giro in bicicletta è divertente! Anche a piedi ci sono molti percorsi interessanti e inoltre potete incontrare e giocare con i vostri amici. Essendo bene all'ambiente! Questo piccolo album vi svelerà come fare.</p> <p>Tutti i percorsi che fate senza l'automobile sono ecologici. Per questo pensiamo potete accumulare le vostre Miglia Verdi. Il nostro obiettivo è raccogliere 200 Miglia Verdi corrispondenti in chilometri alla distanza, andata e ritorno, tra l'Emilia Romagna e Kyoto. La città dove nel 1997 è stato firmato il Protocollo entrato in vigore il 16 febbraio 2005 con cui i paesi industrializzati si impegnano a ridurre le emissioni di gas inquinanti nell'atmosfera. Così vorremmo mostrarvi che i bambini sono degli straordinari difensori dell'ambiente.</p> <p>200 Miglia Verdi sono proprio tante! Ma se ognuno di voi raccoglie almeno 5 miglia, durante la settimana, avremmo operato la distanza.</p> <p>Partecipate! Fate vedere ai "grandi" quanto siete in sintonia in fatto di ambiente. Tutti insieme possiamo riuscirci!</p> | <p>Regole per giocare</p> <p>Prova, il più possibile, a raggiungere la tua scuola a piedi, in bici, in autobus o passando a prendere in auto con i tuoi genitori alcuni compagni di scuola. Incolla ogni giorno la figura corrispondente nel rispettivo cerchietto verde, un adesivo per l'andata e uno per il ritorno. Quando i tuoi genitori accompagnano vale in ogni caso anche l'adesso stesso.</p> <p>Naturalmente puoi raccogliere Miglia Verdi anche durante il fine settimana. In questi giorni raccogli Miglia Verdi insieme ai tuoi genitori o amici: vai in bici, monopattino, pattini o bus!</p> <p>Le mie Miglia Verdi raccolte</p> <p>Conta tutti gli adesivi verdi che hai incollato sull'album. Non dimenticare di includere nel calcolo anche i mezzi di trasporto che hai usato nel fine settimana. Ogni tragitto percorso con mezzi di trasporto ecologici vale un Miglia Verde. Scrivi nell'quadro in questa pagina il numero di Miglia Verdi raccolte:</p> <p>Grazie di aver partecipato. Si rifletti, anche nei prossimi giorni puoi fare molto per l'ambiente. Cerca semplicemente di spostarti il più possibile con la bici, a piedi o in autobus. Oppure convinci i tuoi genitori a lasciare più spesso la macchina a casa. Dunque, avanti così!</p> | <p>Chi fa l'iniziativa</p> <p>Centro Educazione Ambientale - Comune di Reggio Emilia CEA51 Clima - Comune di Modena CEA Inquinamento - Comune di Piacenza Centro Idee - Comune di Ferrara Provincia di Reggio Emilia</p> <p>Con il patrocinio di Albansia per il Clima</p> <p>Realizzato con il contributo della Regione Emilia Romagna Fondo MIEVA-CEA anno</p> <p>Intervento Promozione Educazione Ambientale - anno</p> <p>© Gabriele Corbelli, Basso - Illustrazioni Michael Schubert</p> <p>Intervento promosso da:</p> <p>Con il patrocinio di:</p> | <p>Raccogliamo Miglia Verdi. Andiamo a Kyoto, prendiamo il Protocollo e riportiamolo nella nostra città!</p> <p>Il mio album per raccogliere Miglia Verdi</p> <p>Nome: _____ Scuola elementare: _____ Classe: _____</p> |
|-----------------------------------|-----------------------------------|--|--|--|---|

GAMES AND COMPETITIONS

2. *WALKING AND PEDALLING TOURNAMENT*

(years 2011 - 2014, 4 editions; primary schools (6-11 years) and 1st level secondary schools (11-14 years);



GAMES AND COMPETITIONS

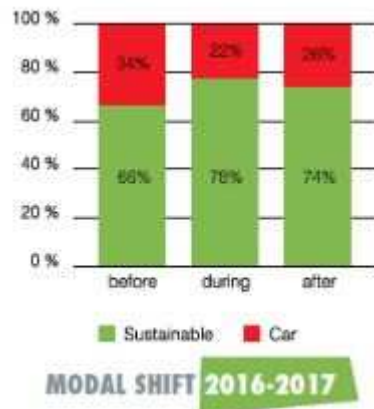
3. *TRAFFIC SNAKE GAME*

(years 2015 – 2017, 2 tokens) – primary schools (6-11 years).

- VIDEO <https://www.youtube.com/watch?v=20fOQssCzPo>



ANNIBALE, IL SERPENTE SOSTENIBILE



GAMES AND COMPETITIONS

WHO IT IS FOR.

The scheme is aimed, first of all, at primary school students (6-10years) and 1st level secondary schools (11-13 years), but it is also aimed indirectly at the families.

SOME FIGURES. An average of 20 schools participating and 4,000 students involved in each edition organised.

POINTS OF STRENGTH. The **playful approach** and the competition mechanisms.



COMMUNICATION, AWARENESS AND INFORMATION CAMPAIGNS DIDACTIC MATERIAL



COMMUNICATION

WHAT IT IS. A series of communication with the objective to create consent and a widespread culture.

WHO IT IS FOR. Students, teachers and families of nursery schools (3-6 years), primary schools (6-11 years) 1st level secondary schools (11-14 years) and 2nd level secondary schools (14-19 years), but also at the general public.

POINTS OF STRENGTH. These activities are a **basis and support for the projects and activities of the home-school policies.**





Servizio Politiche per la Mobilità

SHARED USE OF PUBLIC SPACES

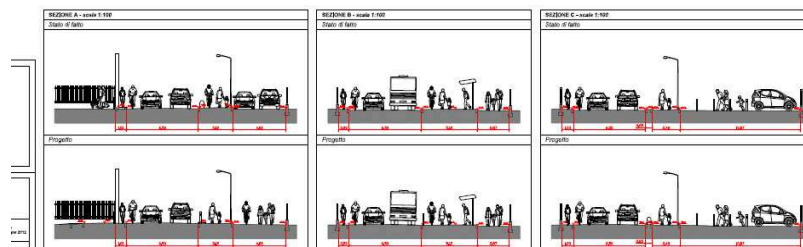
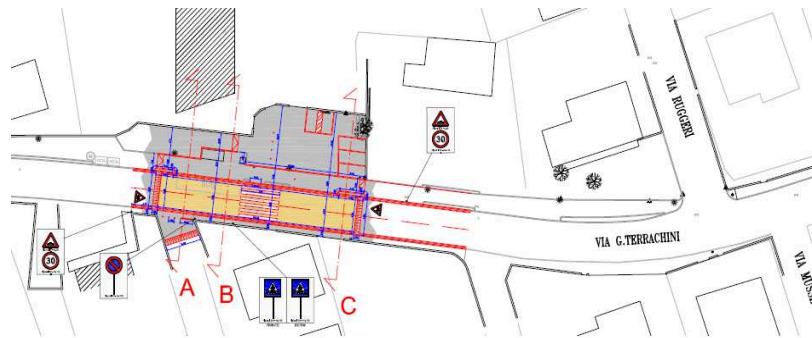


THE CIVITAS INITIATIVE
IS CO-FINANCED BY THE
EUROPEAN UNION

SHARED USE OF PUBLIC SPACES

WHAT IT IS. A series of actions aimed at promoting the use of spaces near schools **in a shared and safe way**. 3 main lines of direction:

1. **Traffic calming and infrastructural improvement** of the areas surrounding the schools



SHARED USE OF PUBLIC SPACES

2. *temporary car free zones* – closing the street to car traffic at the beginning and end of the lessons (Strada Scolastica → School Road)



SHARED USE OF PUBLIC SPACES

3. and *clearly marking the presence of a school structure outside* the school yards and on the roads that serve the Schools
(→ Urban Tattoo)



SHARED USE OF PUBLIC SPACES

HOW IT IS ORGANISED. a **procedure** – approved by the City Council - to govern these initiatives → **guidelines** of the actions needed to carry out these actions, from the proposal to the implementation, in all the different school grades.

WHO IT IS FOR. All the school grades, parents and teachers

SOME FIGURES. The areas around 11 schools have been improved; 2 Urban Tattoos and 6 School Roads.

POINTS OF STRENGTH. low-cost actions with **great impact; high participation** of families and students; repeatable.





| Servizio Politiche per la Mobilità

THANKS FOR YOUR ATTENTION!



Municipality of Reggio Emilia
Mobility Department
Via Emilia San Pietro 12
42121 Reggio Emilia RE

www.comune.re.it/nuoveideeincircolazione
mobility.manager@comune.re.it

